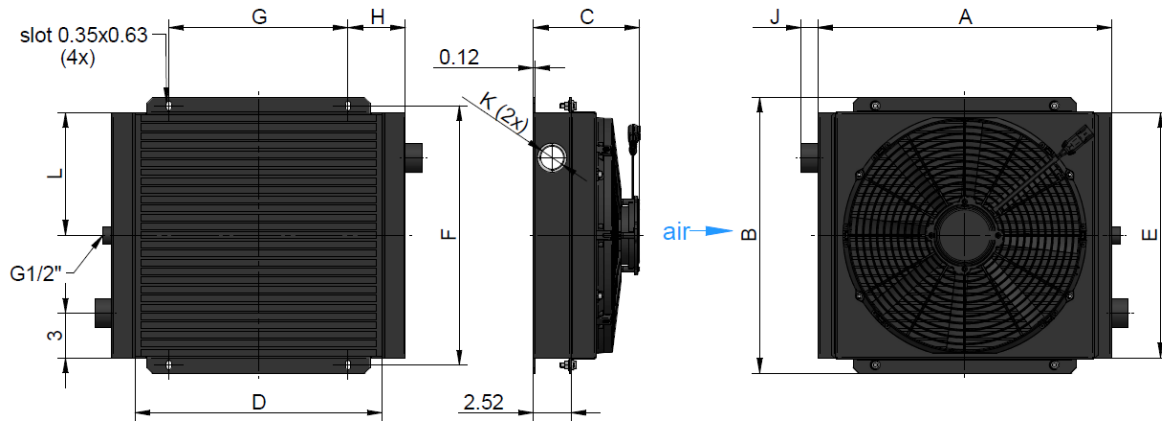


Oil/Air Cooler MAC

12V / 24V DC, HP (high performance)



Dimension

order number	description	A	B	C	D	E	F	G	H	J	K	L
		[in]	[in]	[in]	[in]	[in]	[in]	[in]	[in]	[in]	UNF	[in]
ASAMC07UD03U00	MAC 07 HP 12V DC	13.78	11.81	6.30	10.63	9.76	10.87	4.96	4.41	0.98	1 1/16"	4.88
ASAMC07UD04U00	MAC 07 HP 24V DC	13.78	11.81	6.30	10.63	9.76	10.87	4.96	4.41	0.98	1 1/16"	4.88
ASAMC09UD03U00	MAC 09 HP 12V DC	15.75	13.62	6.79	12.60	11.57	12.76	5.87	4.94	1.10	1 5/16"	5.78
ASAMC09UD04U00	MAC 09 HP 24V DC	15.75	13.62	6.79	12.60	11.57	12.76	5.87	4.94	1.10	1 5/16"	5.78
ASAMC13UD03U00	MAC 13 HP 12V DC	17.72	15.43	7.17	14.57	13.39	14.50	8.00	4.86	1.10	1 5/16"	6.69
ASAMC13UD04U00	MAC 13 HP 24V DC	17.72	15.43	7.17	14.57	13.39	14.50	8.00	4.86	1.10	1 5/16"	6.69
ASAMC17UD01U00	MAC 17 12V DC	19.69	18.43	7.17	16.54	16.38	17.32	12.00	3.84	1.10	1 5/8"-12	8.19
ASAMC17UD02U00	MAC 17 24V DC	19.69	18.43	7.17	16.54	16.38	17.32	12.00	3.84	1.10	1 5/8"-12	8.19
ASAMC26UD01U00	MAC 26 12V DC	23.62	22.05	7.48	20.47	20.00	21.02	16.00	3.81	1.10	1 5/8"-12	10.00
ASAMC26UD02U00	MAC 26 24V DC	23.62	22.05	7.48	20.47	20.00	21.02	16.00	3.81	1.10	1 5/8"-12	10.00
ASAMC26UD03U00	MAC 26 HP 12V DC	23.62	22.05	7.91	20.47	20.00	21.02	16.00	3.81	1.10	1 5/8"-12	10.00
ASAMC26UD04U00	MAC 26 HP 24V DC	23.62	22.05	7.91	20.47	20.00	21.02	16.00	3.81	1.10	1 5/8"-12	10.00

Technical Data

order number	description	power	current	protection	air flow	noise level	weight
		[HP]	[A]		[SCFM]	[dB(A)]	[lbs]
ASAMC07UD03U00	MAC 07 HP 12V DC	0.15	8.5	IP68	583	75	15.6
ASAMC07UD04U00	MAC 07 HP 24V DC	0.16	4.6	IP68	583	75	15.6
ASAMC09UD03U00	MAC 09 HP 12V DC	0.20	11.5	IP68	989	75	19.8
ASAMC09UD04U00	MAC 09 HP 24V DC	0.24	6.8	IP68	989	75	19.8
ASAMC13UD03U00	MAC 13 HP 12V DC	0.32	18.3	IP68	1342	79	25.0
ASAMC13UD04U00	MAC 13 HP 24V DC	0.31	8.9	IP68	1342	79	25.0
ASAMC17UD01U00	MAC 17 12V DC	0.34	18.8	IP68	1730	78	30.5
ASAMC17UD02U00	MAC 17 24V DC	0.34	9.5	IP68	1730	78	30.5
ASAMC26UD01U00	MAC 26 12V DC	0.34	18.8	IP68	1889	77	41.9
ASAMC26UD02U00	MAC 26 24V DC	0.34	9.5	IP68	1889	77	41.9
ASAMC26UD03U00	MAC 26 HP 12V DC	0.20	2x 11.5	IP68	2225	77	47.0
ASAMC26UD04U00	MAC 26 HP 24V DC	0.23	2x 6.8	IP68	2225	77	47.0

This data sheet and the corresponding scale drawings are to be used as a general guideline and technical overview of our products. Please contact us if more exact information is needed. As we are constantly improving our products, their characteristics, dimensions and weights may also change, although we do our best to incorporate these changes continually. asa assumes no liability for any information therein, any errors, omissions, misprints, nor any direct or indirect damages, losses or costs resulting therefrom. Any cooling performances and general technical values indicated in this catalogue are measured at a test bench according to asa testing procedures or calculated, based on such tests. They represent a basis for your product selection. Due to different conditions in testing and application environments the performance may also vary by +/- 15%. All sound values are determined in accordance with ISO 9614-2, DIN EN ISO 11203 accuracy class 3 or Machinery Directive 2006/42/EG and are A-rated. At some of the performance data, possible differences to competition data are possible. The reason to that are no existing standardized testing procedures on individual subjects, e.g. for cooling performance measurements. Therefore, we recommend all products to be checked under the system operating conditions. This is also true of vibrations and mechanical stress as well as for pressure peaks and thermal stress and any other relevant factors. General tolerances according to DIN ISO 2768-vL, General tolerances for casted parts according EN ISO 8062-3 (DCTG 10). Tolerances for rubber parts are according to ISO 3302-1 (class M4-F+C). The tolerances of welding seams are defined by quality group D according to EN ISO 10042, if it is not specified on the actual scale drawing or data sheet. Any form of liability is excluded for the information included in this datasheet. All details and calculation values are checked to the best of our ability, but these do not ensure any intrinsic product properties; due to the wide-ranging possible applications, it is advised that all technical data herewith included be confirmed through testing carried out by the end-user. asa technology Produktions- und Vertriebs GmbH reserves the right to modify the product without any separate notification. This refers to both technical data and the product itself. Furthermore, it is herewith specified that the datasheet does not substitute the corresponding scale drawings, assembly and installation guidelines, nor the operating instructions.

DD-MAC-series-us-rev3 © asa hydraulik, April 2022 page 1/2

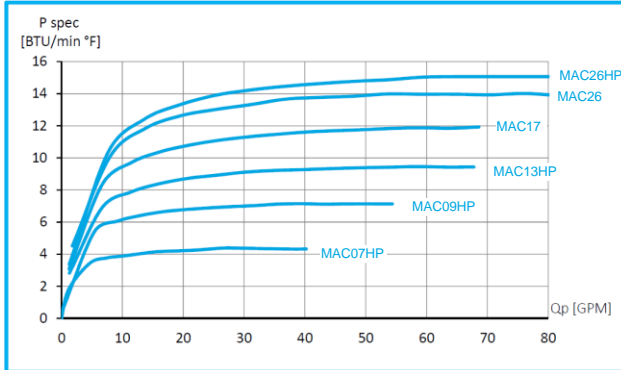
Oil/Air Cooler MAC

12V / 24V DC, HP (high performance)

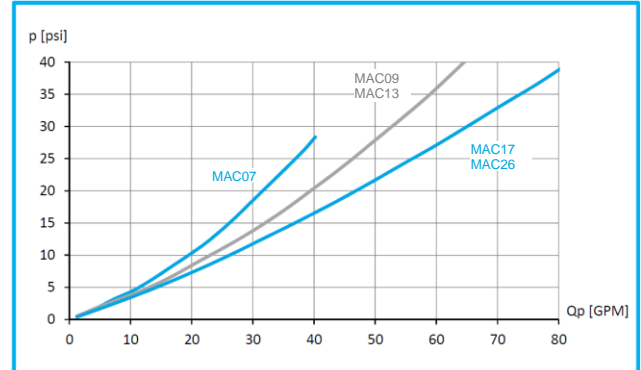


Performance

specific cooling performance



pressure drop at 150SSU



Radiator

material:	aluminum
working temp. range:	-4°F to +212°F (oil temperature)**
air fin:	wavy
max. working pressure:	232 PSI (static)

**...the indicated temperature is the maximum inlet temperature for the cooler radiator.
Depending on the sealings in use, the application needs appropriate checking.

Options

temperature switches IP69K	ILLZTH5069K, ILLZTH6069K, ILLZTH9069K
temperature control	ILLZTC12-2K, ILLZTC24-2K
temperature switches IP65	ILLZTH4765K, ILLZTH6065K



This data sheet and the corresponding scale drawings are to be used as a general guideline and technical overview of our products. Please contact us if more exact information is needed. As we are constantly improving our products, their characteristics, dimensions and weights may also change, although we do our best to incorporate these changes continually. asa assumes no liability for any information therein, any errors, omissions, misprints, nor any direct or indirect damages, losses or costs resulting therefrom. Any cooling performances and general technical values indicated in this catalogue are measured at a test bench according to asa testing procedures or calculated, based on such tests. They represent a basis for your product selection. Due to different conditions in testing and application environments the performance may also vary by +/- 15%. All sound values are determined in accordance with ISO 9614-2, DIN EN ISO 11203 accuracy class 3 or Machinery Directive 2006/42/EG and are A-rated. At some of the performance data, possible differences to competition data are possible. The reason to that are no existing standardized testing procedures on individual subjects, e.g. for cooling performance measurements. Therefore, we recommend all products to be checked under the system operating conditions. This is also true of vibrations and mechanical stress as well as for pressure peaks and thermal stress and any other relevant factors. General tolerances according to DIN ISO 2768-M, General tolerances for casted parts according EN ISO 8062-3 (DCTC 10). Tolerances for rubber parts are according to ISO 3302-1 (class M4-F-C). The tolerances of welding seams are defined by quality group D according to EN ISO 10042, if it is not specified on the actual scale drawing or data sheet. Any form of liability is excluded for the information included in this datasheet. All details and calculation values are checked to the best of our ability, but these do not ensure any intrinsic product properties; due to the wide-ranging possible applications, it is advised that all technical data herewith included be confirmed through testing carried out by the end-user. asa technology Produktions- und Vertriebs GmbH reserves the right to modify the product without any separate notification. This refers to both technical data and the product itself. Furthermore, it is herewith specified that the datasheet does not substitute the corresponding scale drawings, assembly and installation guidelines, nor the operating instructions.