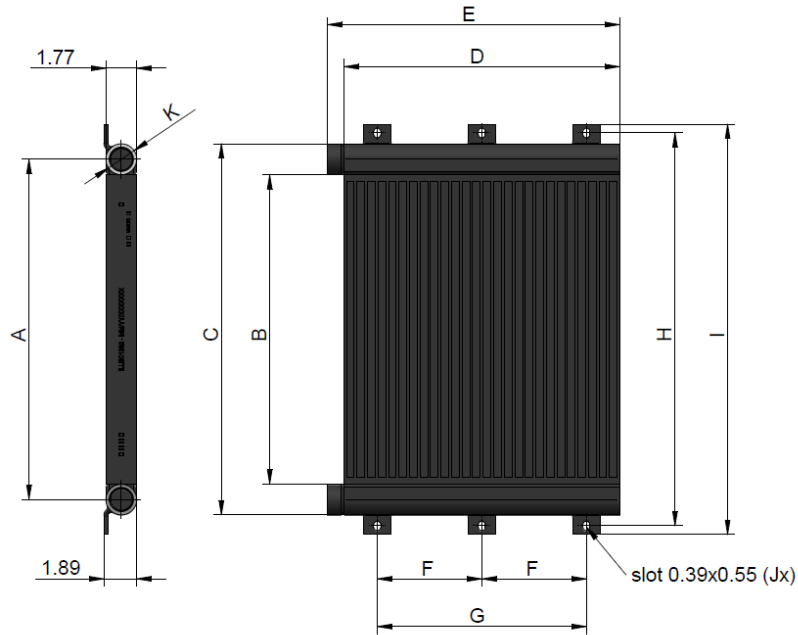


12 SERIES

front mount radiators



The 12 series radiators are very successful in the market with a high recommendation through various applications and branches. The plate and bar design with its proven quality are built to the same standards as on our other standard range coolers.

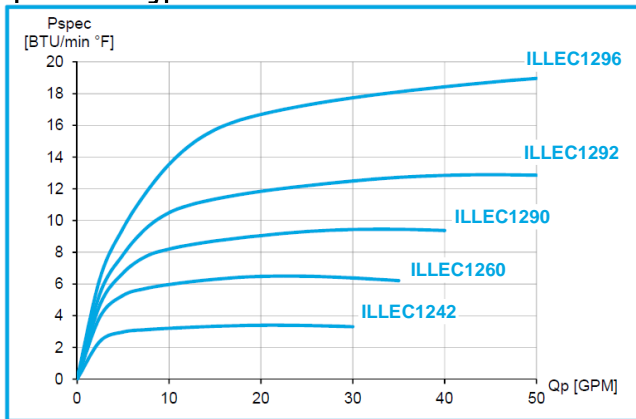


Technical Data

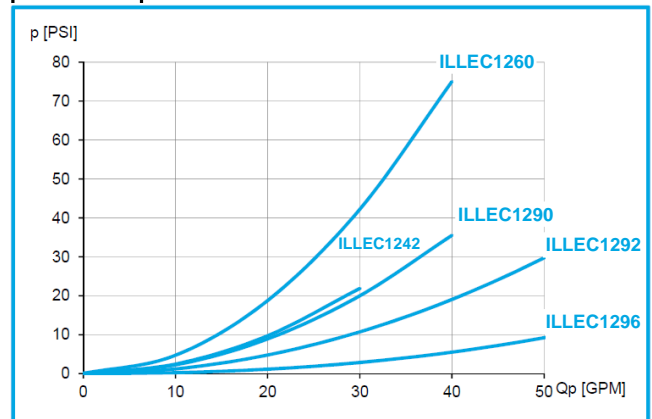
order number	description	A	B	C	D	E	F	G	H	I	J	K	weight
		[in]	[in]	[in]	[in]	[in]	[in]	[in]	[in]	[in]		SAE	[lbs]
ILLEC1242	element TT 1242	11.22	9.45	12.99	7.95	8.90	-	6.00	14.23	15.24	4	#16	5.5
ILLEC1260	element TT 1260	19.49	17.72	21.26	7.95	8.90	-	6.00	22.50	23.50	4	#16	8.1
ILLEC1290	element TT 1290	19.49	17.72	21.26	11.57	12.52	-	8.00	22.50	23.50	4	#16	11.4
ILLEC1292	element TT 1292	19.49	17.72	21.26	15.79	16.73	6.00	12.00	22.50	23.50	6	#16	15.4
ILLEC1296	element TT 1296	19.49	17.72	21.26	23.64	25.02	10.00	20.00	22.50	23.50	6	#20	22.7

Performance

specific cooling performance at 1500FPM air flow



pressure drop at 150SSU



Characteristics

maximum oil temperature	212°F
maximum working pressure	230PSI (static)
radiator material	aluminum

This data sheet and the corresponding scale drawings are to be used as a general guideline and technical overview of our products. Please contact us if more exact information is needed. As we are constantly improving our products, their characteristics, dimensions and weights may also change, although we do our best to incorporate these changes continually. asa assumes no liability for any information therein, any errors, omissions, misprints, nor any direct or indirect damages, losses or costs resulting therefrom. Any cooling performances and general technical values indicated in this catalogue are measured at a test bench according to asa testing procedures or calculated, based on such tests. Due to different conditions in testing and application environments the performance may also vary by +/- 15%. Because there is no standardized testing procedure, tests used by other manufacturers could have different results. Therefore we recommend all products to be checked under the system operating conditions. This is also true for vibrations and mechanical stress as well as for pressure peaks and thermal stress and any other relevant factors. General tolerances according to DIN ISO 2768-vL. General tolerances for casted parts according to EN ISO 8062-3 (DCTG 10). Tolerances for rubber parts are according to ISO 3302-1 (class M4-F+C). The tolerances of welding seams are defined by quality group D according to EN ISO 10042, if it is not specified on the actual scale drawing or data sheet. In addition to that we point out that any data sheet and corresponding scale drawing is no substitution for the manual.
 DD-ILLEC12-series-us-rev1 © asatechnology, June 2020